







**CHOOSE from a variety of border options.**

 <p>Die cutting line <b>A – No Border</b></p>	 <p>Die cutting line <b>B – Line Border</b> Standard distance from edge is 0.06 inches</p>
 <p>Die cutting line <b>C – Reverse</b> Ink bleeds off all sides</p>	 <p>Die cutting line <b>D – Bleed Border</b> Standard width is 0.0625 inches</p>
 <p>Die cutting line <b>E – Partial Reverse</b> Ink bleeds off some sides</p>	 <p>Die cutting line <b>F – Combination Bleed &amp; Line Borders</b></p>
 <p>Die cutting line <b>G – Embossed Border</b> Border is raised. Standard width is 0.0937 inches</p> <p>This border "G" is made possible with the embossing process. All white areas are raised (embossed) in this process, including the border. The black areas are not raised and are often printed with a colored ink. Contact your account manager for samples if you need them.</p>	<p><b>Notes</b></p> <p>Dashed lines denote the die cut lines. Die cut lines do not print, with the possible exception of embossed labels which may show some ink on the outer edges - ink used as lubrication for die cutting.</p> <p>The raised (embossed) surface of an embossed label is usually not printed. Embossed elements are the non printed stock areas.</p> <p>Contact your account manager with any questions</p>