

LABEL APPLICATION GUIDE - BRIEF

LOCATION
101 H STREET STE M
PETALUMA, CA 94952
PHONE 800.327.5997
FAX 707.762.1253
WWW.MPS4DIGITAL.COM

PRODUCTS
CARTONS • LABELS-ECL
INSERTS • BLISTER CARDS
SECURITY • MANUALS

PROCESSES
FLEXO • DIGITAL
LETTERPRESS • LITHO
FOILING • EMBOSING

Customer _____
Account Rep _____
Customer Signature _____ Date _____

Please complete this guide and FAX it back (707-762-1253) to ensure your order is produced for your custom application. If you use an offsite or mobile service we recommend you have them identify the proper format and return to you.

Are front and back labels on separate rolls? yes no

What is the core diameter needed? _____ inches

What is the maximum outside diameter for label rolls? _____ inches

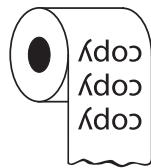
What is the minimum gap size between labels? _____ inches

NOTES _____


Dispenser Position

Please indicate required dispense direction - **CHECK ONE**

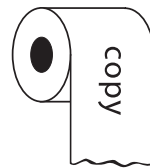
**Copy Positions 1-4,
labels are wound out**



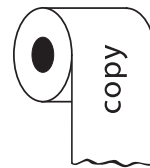
1
Top of copy
dispenses first



2
Bottom of copy
dispenses first

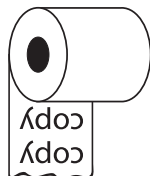


3
Right side
of copy
dispenses first

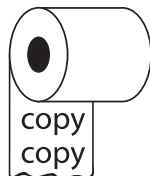


4
Left side
of copy
dispenses first

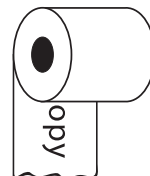
**Copy Positions 5-8,
labels are wound in**



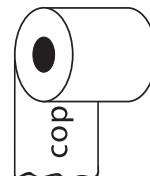
5
Top of copy
dispenses first



6
Bottom of copy
dispenses first



7
Right side
of copy
dispenses first



8
Left side
of copy
dispenses first